

KENDRIYA VIDYALAYA SANGATHAN
HOLIDAY ASSIGNMENT (SUMMER VACATION) - 2018-19 (Delhi Region)

CLASS 1

Dear Students,

Summer Vacation is round the corner, Hurray!! Have you started listing all exciting things you will do? Visit new places, explore new surroundings and play games. Why not have fun with a little bit of learning along the way? So here's a list of some enjoyable learning activities you can do at the noon time. Do them neatly and submit them after the vacations. Here are the ways by which you can make your holidays fun and learning at the same time:


- Go for a walk, talk about things you see around. Speak in English as much as possible.
- Help parents in small household chores like dusting, cleaning and watering the plants.
- Suggested places to visit -Zoo, Railway Museum, Air Force museum, Traffic Training Park, Planetarium. Read picture story books .

NOTE: Do all the Assignment in a neat and legible handwriting in the 3 in 1 notebook. Pasting work to be done in scrap book. Parents are requested to just guide the children to complete the task on their own.

HOLIDAY ASSIGNMENT OF CLASS 1

FIRST WEEK	SECOND WEEK
<u>ENGLISH</u> - Write A to Z cursive writing.	<u>ENGLISH</u> - Write α to ३ cursive writing.
<u>हिंदी</u> -असेअ: तक लिखो एवम्याद करो ।	<u>हिंदी</u> -क से ज्ञ तक लिखो एवम्याद करो ।
<u>Mathematics</u> -Write number names from 1 to 10.	<u>Mathematics</u> -Write numbers 10 to 1 in reverse order.
<u>EVS</u> - Prepare a wind chime showing pictures of any five healthy food items .	<u>EVS</u> - Visit any two places with your parents – Zoo/ rail museum/ doll museum.
THIRD WEEK	FOURTH WEEK
<u>ENGLISH</u> - Learn 2 poems with actions other than your textbook	<u>ENGLISH</u> -Make a picture dictionary having two pictures of each letters.
<u>हिंदी</u> -बारहखड़ीका अभ्यास करो ।	<u>हिंदी</u> -नयी कविता ऐ मुखमुद्रा ओके साथ याद करो (पुस्तकके अतिरिक्त) ।

Mathematics-Count and colour the shapes.



Count



- _____



- _____



- _____



- _____

Mathematics-

a. Make a calendar of your birthday month and highlight your birth date in it.

b. Make a wall clock.

EVS- Make a scrap book and paste 5 pictures of the following-
Wild animals, domestic animals, water animals and birds.

EVS- Paste a cut out of a basket with brown sheet and paste pictures of different types of fruits in it.

FIFTH WEEK

ENGLISH- Write your favourite things
Colour, food, game, cartoon, friend.

ART AND CRAFT;-

Using your thumb impression make a flower , a bird , a butterfly etc.

हिंदी- अपने बारे में पांच पंक्तियां लिखो ।

Mathematics-

1,2,3,4,5,6,7,8,9,10

Complete the table with the numbers given-

Letters in my name- _____

My age- _____

Members in my family- _____

Teachers in my class- _____


EVS- Make your family tree.

What did you spell? Write the word _____

Now write the other days of the week.

WEEK 4

Write five things you would wish to do if you had a magic wand .Use the clue words from the help box.



If I had a magic wand I would turn it round and round and turn my lunch into a _____.

I would turn my classroom into a _____.

I would turn my books into _____.

I would turn a dog into a _____.

I would turn a pencil into an _____.

WEEK 5


Make a dart board of your choice (as on page 35of your textbook)

Solve the given crossword puzzle. Use the pictures as clue.

1



2



5



4



6



1				7.
2.				t
3				
4.S				6. W
5.				

सप्ताह-1

प्रतिदिन एक सुलेख लिखो
अंगूठे की छाप पर चित्र बनाओ और नाम लिखो
चार पंक्तियों की छोटी सी कविता बनाकर लिखो

सप्ताह-2

इनकी सहायता से वाक्य बनाओ-

क आव देखा न ताव (_____)
ख नो दो ग्यारह होना (_____)
ग जान बची तो लाखों पाए (_____)

शब्द पहेली में से आठ फलों के नाम लिखो.

सप्ताह3-

वर्ग पहेली देखकर शब्दों से वाक्य बनाओ.

			उ	
			छा	सी
फु	ट	बाँ	ल	टी
	मा			
	ट			
	र			

ली	क	ग	ट	ह	भ	उ	र
ची	ठ	सं	त	रा	ढ	उ	आ
ना	ट	ष	ट	फ	झ	क	म
स	से	बे	ष	फ	श	अ	ज
न	त	र	घ	व	य	म	ड
प	स	के	ला	द	च	रु	ह
ज	ड	त्र	ज्ञ	न	ला	ड	च
य	म	अं	अ	झ	ध	अं	ड
म	इ	गू	औ	प	पी	ता	ड
ड	ए	र	व	ई	घ	श्र	त

सप्ताह4-

5 जानवरों के नाम लिखकर उनकी बोलियाँ लिखिए
5 बोज उठाने वाले जानवरों के नाम लिखकर चित्र चिपकाओ

सप्ताह5-

10. तुम अपने विद्यालय में कौनकौन से खेल खेलते हो उनके चित्र चिपकाओ-।
11. पेड का चित्र बनाकर उसके भागों के नाम लिखिए

MATHEMATICS

WEEK 1

1. Write numbers and their number names from 100-120
2. Learn table of 2 and 3
3. Paste 5 two dimensional objects
4. 5 sums of addition(3 digit number)

WEEK 2

1. Write numbers and their number names from 121-140
2. Learn table of 4 and 5
3. Paste 5 three dimensional objects

WEEK 3

1. Write numbers and their number names from 141-160
2. Learn table of 6 and 7
3. Paste 5 sliding objects

WEEK 4

1. Write numbers and their number names from 161-180

2. Learn table of 8 and 9
3. Paste 5 rolling objects

WEEK 5

1. Do 5 sums of subtraction (3 digit number)
2. Make a picture using shapes(page 44)

EVS

WEEK 1

1. Write names of sense organs and their functions.
2. Name body parts that are in pairs.

Week 2

1. Paste pictures of clothes you wear during summer, winter and rainy season
2. From where do we get Wool, Silk, Cotton, Paper
3. Paste traditional dress of 2 states

WEEK 3

1. Name and paste /draw pictures of
 - a. things used to clean our body
 - b. things used to clean our home.

WEEK 4

1. Visit any park or garden near your home and paste / draw following things you see there
Trees-Flowers-Birds-Animals-Insects (learn their names also)

WEEK 5

1. Make a collage of your favourite food items

Dear Students,

Summer Vacation is round the corner, Hurray!! Have you started listing all exciting things you will do? Visit new places, explore new surroundings and play games. Why not have fun with a little bit of learning along the way? So here's a list of some enjoyable learning activities you can do at the noon time. Do them neatly and submit them after the vacations. Here are the ways by which you can make your holidays fun and learning at the same time:

- Go for a walk, talk about things you see around. Speak in English as much as possible.
- Help parents in small household chores like dusting, cleaning and watering the plants.
- Suggested places to visit -Zoo, Railway Museum, Air Force museum, Traffic Training Park, Planetarium. Read story books in English and Hindi.

NOTE: Do all the Assignment in a neat and legible handwriting in the Homework notebook.

Pasting work to be done in scrap book.

Parents are requested to just guide the children to complete the task on their own.

ENGLISH

- Practice reading one page daily.
- Practice "English speaking" with your parents, siblings and friends.

WEEK -1

- Read and learn poem "GOOD MORNING".
- Collect the pictures of the following and paste in the notebook –Sun ,tree, birds, bees ,window.
- Write a paragraph on "MY MOTHER".

WEEK -2

- Find out the names of the flowers and encircle them :

S	U	N	F	L	O	W	E	R
A	B	C	D	O	F	P	T	O
P	I	L	U	T	E	A	U	S
O	C	K	T	U	F	N	K	E
P	U	B	C	S	G	C	Y	T
P	D	A	I	S	Y	Y	S	U
Y	C	K	Y	A	B	C	N	M
E	M	S	J	F	K	N	L	L

- Make two words each which have
1) Dd 2) Ee 3) Rr 4) Oo 5) Tt 6) Ss
- Make sentences using **IS,AM,ARE.** (2 EACH)

WEEK – 3

- Draw or make a collage of garden .
- Read and write one short story other than textbook.
- Learn poem "Birds Talk" with action.

WEEK -4

- Write rhyming words for :
1) Play 2) Ring 3) Bunny 4) Throw 4) Free 5) Feet
- Write five sentences on "National Bird".
- Make a mask of water animals like(octopus , fish , crocodile, sea horse) .

WEEK -5

- Do loud reading of lesson “Magic Garden”.
- Learn and write a poem other than your textbook .
- Choose any 10 words of page 4 to 6 from your textbook and make newwords by adding “ed” and “ing”

हिंदी

❖ प्रतिदिन एक पृष्ठ पढ़े।

सप्ताह -1

- प्रतिदिन एक पृष्ठ सुलेख लिखे। (केवल 7 दिन)
- एक जंगल का दृश्य बनाकर उसमें 5 जंगली जानवरों के चित्र बनाओ या चिपकाओ।

सप्ताह - 2

- कककू कविता याद करो और कोयल का चित्र बनाओ।
- गर्मी के मौसम के बारे में आपको क्या- क्या अच्छा लगता है, लिखो।

सप्ताह - 3

- “मन करता है” कविता याद करो।
- नामों की रेलगाड़ी माचिस के डिब्बों को जोड़कर बनाओ और उस पर 10 मित्रों के नाम लिखो।

सप्ताह - 4

- किसी पक्षी पर एक कविता लिखो।
- आकाश में दिखने वाली चीजों के चित्र बनाओ और नाम लिखो।

सप्ताह - 5

- वरली शैली का एक चित्र बनाओ और उस चित्र से सम्बंधित एक कहानी लिखो।
- 3 तरह की मूँछें बनाओ और अपने मन से इन्हें नाम दो।

MATHEMATICS

WEEK - 1

- Write and learn table of 2 and 3.
- Write number name of 101 to 200.
- Make a balance to measure weight .

WEEK - 2

- Write and learn table of 4 and 5.
- Observe different rupees note (10,20,50) and write the following details
1) Number of languages
2) Identify pictures and symbols given
- Practice and write five each 2-digit addition and 3- digit addition.

WEEK - 3

- Write and learn table of 6 and 7.
- Use different mathematical shapes (triangle, rectangle, square, oval, etc. and make 2 different pictures and color it.
- Make any 5 patterns by drawing or collage.

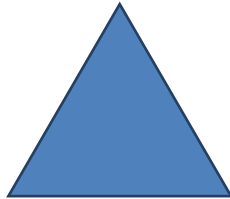
WEEK - 4

- Write and learn table of 8 and 9.
- Write the numbers using skip counting by 3's starting from 39 to 150.

- Make a rangoli design using dots grid.

WEEK – 5

- Write and learn table of 10, 11 and 12.
- Make 5 cards each of circle ,triangle and rectangle and write 1 on circle , 10 on triangle ,100 on rectangle.(using thick chart paper of size $\frac{1}{4}$ of A-4 sheet)



EVS

WEEK – 1

- Use leaves and make pictures of different animals in notebook .(any two)
- Draw/ paste any five animals you see around you and write their names .

WEEK -2

- FUN WITH COLOURS:
Take an A-4 size sheet / drawing sheet and fold it in the middle .Now unfold it and put some drops of different colours on it. Fold the paper again and press it unfold the paper . Look what you have made .
- Draw 5 sources of water and write their names .

WEEK – 3

- Give 3 examples of each of the following and paste its pictures .
 - a) Animals that crawl
 - b) Animals that walk
 - c) Animals that fly
 - d) Animals that live on both land and water.
 - e) Animals that swim.
- Make a “Toy Telephone”. (with the help of thread and paper glass)

WEEK -4

- Make a “Bird Bath” (Take at a flat container and place it on the balcony or outside your home .Pour some fresh water in it every day for the birds . Also have a selfie with it .
- Draw the following animals by Thumb prints on A-4 sheet
 - 1) Parrot
 - 2) Peacock
 - 3) Horse
 - 4) Dog

5) Butterfly etc.

WEEK – 5

- Paste pictures of 5 means of communication.
- Nature walk: Go to a garden nearby and observe plants. Also write name of these plants.
- Make a poster on “SAVE WATER”.

CLASS 4

Dear Students,

Summer Vacation is round the corner, Hurray!! Have you started listing all exciting things you will do? Visit new places, explore new surroundings and play games. Why not have fun with a little bit of learning along the way? So here’s a list of some enjoyable learning activities you can do at the noon time. Do them neatly and submit them after the vacations. Here are the ways by which you can make your holidays fun and learning at the same time:

- Go for a walk, talk about things you see around. Speak in English as much as possible.
- Help parents in small household chores like dusting, cleaning and watering the plants.
- Suggested places to visit -Zoo, Railway Museum, Air Force museum, Traffic Training Park, Planetarium. Read story books in English and Hindi.

NOTE: Do all the Assignment in a neat and legible handwriting in the Homework notebook. Pasting work to be done in scrap book. **Parents are requested to just guide the children to complete the task on their own.** **ENGLISH**

WEEK 1

In your summer vacations prepare a magazine with following guidelines

- Give a suitable and catchy title (name) to your magazine
- Number the page
- Design the cover / make an index
- Add and keep on adding all through your vacation poems, stories, puzzles ,pictures of places you visit, your drawings, newspaper/magazine cuttings etc

Read and learn poem "Wake up". Write degrees of comparison (refer page 5 of your English textbook)

WEEK 2

- Read any one short story book and write its review with drawings of cover page.

Name of the book: _____ Author: _____ Publisher: _____
 Price: _____ Character: _____ Moral of the story: _____

- Write any one paragraph of your choice from the newspaper and pick out / encircle 5 naming and action words each and list them.
- Make word Train



WEEK 3

- Figure out the following jumbled words and write in the blanks.

1. KIDN: _____
2. RSUT: _____
3. RSHAK: _____
4. LEPSE: _____
5. DURM: _____
6. LSKCI: _____
7. PASO: _____
8. HDIS: _____
9. TWIREN: _____
10. EEDR: _____

- Read lesson: Neha's Alarm clock frame 5 sentences of your own using was/ were. (refer page -3)

- Pick out words from the newspaper and complete the table.

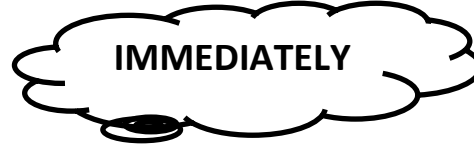
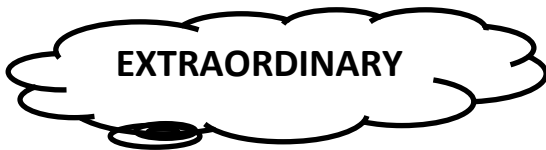
dd	rr	ss	ee	oo	tt

WEEK - 4

- Write five sentences about the given picture.



- Make new words using the letters of the given words(at least 10 each)

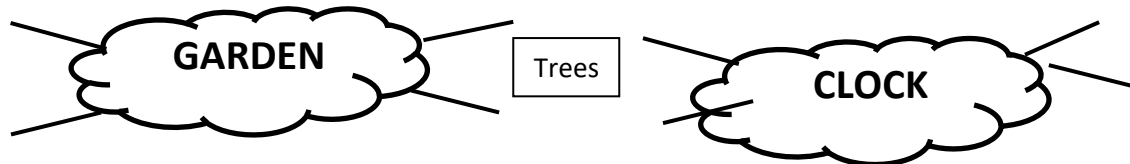


- Find out describing words and Enlist them.(at least 5)

U	C	I	T	B	E	S	M	T	A	Y	Z	W	A	X	T
D	L	O	C	T	X	M	K	C	G	W	W	N	Y	P	N
R	E	N	S	E	P	A	K	T	V	K	O	Q	E	E	E
O	R	A	T	X	E	L	T	H	G	I	L	L	F	W	R
D	F	A	M	G	N	L	H	O	T	O	Z	A	S	N	E
P	L	N	T	Q	S	G	X	R	R	W	S	X	E	Z	F
U	R	O	C	W	I	R	F	S	N	Q	I	R	F	S	F
U	F	V	M	D	V	R	U	D	A	R	K	K	X	K	I
C	H	E	A	P	E	O	H	K	O	R	P	N	K	O	D
S	D	N	E	Q	I	B	G	W	V	T	N	E	D	L	H
B	M	S	N	R	S	O	I	W	O	S	X	Y	X	D	U
W	S	U	E	P	E	Y	H	S	O	E	Q	D	T	P	G
Z	J	S	Y	L	R	A	E	P	S	L	I	G	I	B	L
P	R	E	T	T	Y	A	T	Q	K	W	G	F	Q	G	B

WEEK – 5

- Make a list of 5 opposite words each, using prefix – **IM.....** , **UN.....** , **DIS.....**
- Read and learn poem “NOSES” – pick out 5 sets of rhyming words.
- Make word web of related words



- Read lesson: The Fir tree. Make a cut out of a tree, paste it and write its uses.

HINDI

पहला सप्ताह

- चित्र सहित पाँच –पाँच विलोम शब्द , लिंग बदलो, बहुवचन शब्द लिखो व याद करो।
- किसी नैतिक शिक्षा की कहानी की पुस्तक से कहानी पढो व कोई एक कहानी लिखो (शिक्षा सहित) व याद करो ।

दूसरा सप्ताह

- अपने 5 मित्रों के नाम 5 स्थानों के नाम व 5 नदियों के नाम लिखो ।
- जानवरों की बोलियाँ लिखो -

भैंस -

बकरी -

शेर -

हाथी-

घोड़ा-

गाय -

तीसरा सप्ताह

- अपने माता – पिता के साथ किसी मनपसंद दर्शनीय स्थल पर जाओ और वहाँ का वर्णन अपने शब्दों में करो (50 शब्द)

- किन्ही 2 जानवरों के मुखौटे बनाओ।

चतुर्थ सप्ताह

- विशेषण शब्द लिखो

----- - झंडा ----- - आम ----- - ताजमहल -----
 - - आलू ----- - कुर्ता ----- - गुलाब ----- - दूध
 ----- - सूरज
 ----- - बच्चा ----- - हलवा

- पाठ 1 – 3 तक दोहराओ (कक्षा कार्य पुस्तिका में कराया गया सारा कार्य)
- हिंदी समाचार पत्र पढ़ो व कोई 2 खेल समाचार लिखो ।

पाँचवा सप्ताह

- पाठ 1 - 4 तक ध्यानपूर्वक उचित उच्चारण के साथ पढ़ो और प्रत्येक पाठ के 10 - 10 कठिन शब्दों को लिखो ।
- घर के अंदर व बाहर खेले जाने वाले खेलों की सूची बनाओ व चित्र चिपकाओ।

MATHS

1 WEEK

- 1—Draw or paste pictures showing Top, Side and Front view of any 5 different objects.
- 2---Learn and write table of 2 to 5 .

2 WEEK

- 3—Add
a- 3kg 450gm , 6kg 250 gb- 10 kg 100g , 9 kg 300g
- 4—Learn and write table of 6 to 10 .
- 5—Roman Number Clock
 - Take a cutout of any shape using an A3 coloured sheet.
 - In the clock , use Roman numbers from I to XII
 - Show the minutes between the hours.

3 WEEK

- 6— Learn and write table 11 to 13.
- 7— Look at your shoes, shirt and trouser. You will notice that they have a number marked on them. This number is its size. Find out the size of your own and your family members and then record it in the given table

NAME	SHOE SIZE	SHIRT SIZE	TROUSER SIZE

Now complete these sentences---

- Name the member who has biggest shoe size _____
- Name the member who has smallest shoe size _____
- Name the member who has biggest shirt size _____

8---Subtract—

- a) 3721 from 4250
- b) 4838 from 6959

4 WEEK

- 9---Learn and write table of 14 and 15

10—Find information about the following---

- Number of metro lines.
- Number of metro stations
- Which is the nearest metro station from your home?

5 WEEK

11 —Draw the 3D shape of a brick and fill in the blanks

- A brick has _____ faces.
- A brick has _____ vertices.
- A brick has _____ edges.

12-- The number 45 is truly awesome. To get 45 you can add 1+2+3+4+5+6+7+8+9. (Try it). Let us find fewer more ways to make a sum of 45.

- 2 Numbers _____+_____ = 45
- 3 Numbers _____+_____+_____ = 45
- 4 Numbers _____+_____+_____+_____ = 45
- 5 numbers _____+_____+_____+_____+_____ = 45

13—Multiply the following-__

- 45 X 26 = _____
- 36 X 24 = _____

EVS
1 WEEK

- Make 2 flash cards(½ of A-4 sheet and cardboard)
a)— Healthy food items with names
b)--- Animals that live in herd.
- Visit any place (Zoo, Post office, museum etc.). Collect and record the information.

2 WEEK

- Locate Rajasthan, Gujarat , Assam , Kerala , Jammu and Kashmir on map of India and paste it.
- Make a self-made model of Bamboo Bridge / Jugaad .
- Write 4 riddles on animals.

3 WEEK

- Colour and decorate a clay pot.
- Draw and colour Khejadi tree and write its importance in 5 lines.

4 WEEK

- Paste newspaper cutting of any 3 famous sports personalities with the name of game.
- Write recipe of fruit chaat with names of ingredients with names

5 WEEK

- Make any 3 paper birds (paper folding) and paste on A4 sheets with names.
- Watch kids Discovery channel.
- Go for a Nature Walk and write the names of trees and birds you saw on A-4 sheet with pictures.

CLASS 5

Dear Students,

Summer Vacation is round the corner, Hurray!! Have you started listing all exciting things you will do? Visit new places, explore new surroundings and play games. Why not have fun with a little bit of learning along the way? So here's a list of some enjoyable learning activities you can do at the noon time. Do them neatly and submit them after the vacations. Here are the ways by which you can make your holidays fun and learning at the same time:

- Go for a walk, talk about things you see around. Speak in English as much as possible.
- Help parents in small household chores like dusting, cleaning and watering the plants.
- Suggested places to visit -Zoo, Railway Museum, Air Force museum, Traffic Training Park, Planetarium. Read story books in English and Hindi.

NOTE: Do all the Assignment in a neat and legible handwriting in the Homework notebook.

Pasting work to be done in scrap book.

Parents are requested to just guide the children to complete the task on their own.

ENGLISH

Make a colourful folder and keep all the Assignment sheets in it.

WEEK 1

1. Practice cursive hand writing, one page daily.
2. Write seven phrasal words with their meaning.
3. Read an English Newspaper or magazine & paste 5 cutouts of news you like.

WEEK 2

4. Converse in English with your parents ,siblings and friends.
5. Make a comic strip with dialogues on any topic.

WEEK 3

- 6 .Write five new words daily and find out their meanings from the dictionary .
7. Write some qualities which you can develop in yourself,if you work in a team.

WEEK - 4

8. Read lesson “ Robinson Crusoe” from your textbook and prepare a book jacket.
9. Read a short story from Panchtantra& write the character sketch of any one character out of the story.

WEEK – 5

- 10 . Write a paragraph on “How I spent my vacation.”
11. Collect ten pictures of nouns .Give them suitable describing words along with the sentences.
12. Write a leave application asking for two days sick leave.

HINDI

पहलासप्ताह

1. पाँचक्रियाशब्दोंकेफलैशकार्ड्सबनाओ ।
2. प्रतिदिनसमाचारपत्रपढ़ोवपाँचनएशब्दलिखिए ।
3. प्रतिदिनएकसुलेखलिखिए ।

दूसरासप्ताह

4. किन्हीपाँचराज्योंकेफसलोकेत्योहारोंकेचित्रचिपकाकरनामलिखिएवपारिवारिकसदस्योसेचर्चाकरो ।
5. अपनेमनपसंदखिलौनेकेबारेमेंदसवाक्यलिखिए ।
6. प्रतिदिनएकसुलेखलिखिए ।

तीसरासप्ताह

7. अकबर –बीरबल/तेनालीरामकीविभिन्नकहानियाँपढ़ोवघरमेंचर्चाकरो ।
8. आपबड़ेहोकरक्याबननाचाहतेहैं ? अपनेविचारअभिव्यक्तकीजिए ।
9. कोईदोसुलेखलिखिए ।

चतुर्थसप्ताह

- 10 *निम्नशब्दोंकोवाक्योंमेंप्रयोगकरो :-
 - a. क) आपबीतीख) मशहूरग) हाजिरजवाबीघ) मुश्किल

- 11-आगामीपाठ “राखकीरस्सी” कहानीपढ़ो ।

पाँचवासप्ताह

12 गर्मीकीछुट्टियोंमेंकहांघूमनेगये , उसकावृतांतलिखिए ।

13 कोईएकलघुकहानीपढ़करनिम्नप्रश्नोंकेउत्तरदो –

1. नामवालेशब्दलिखो (5)
2. कामवालेशब्दलिखो (5)
3. कथाकेमुख्यपात्रोंकेनामलिखो ।

MATHS

WEEK 1

1. To make a degree Clock.
2. To draw the clocks showing the time of :-
 - a) Your breakfast
 - b) Your lunch
 - c) Going to playground
 - d) Going to bed.

WEEK 2

3. Using the protractor draw the angles of following degrees:-
 - a) 30°
 - b) 45°
 - c) 90°
 - d) 120°
4. Make Indian and International Place value chart on a chart paper. Represent any five numbers .

WEEK 3

5. Write and draw objects of following shapes:-(seen at home /surrounding)
 - a) Triangles (three objects)
 - b) Rectangles(five objects)
 - c) Square (Two objects)
 - d) Circular (Three Objects)
 - e) Hexagonal (one object)
6. Visit vegetable market. Write down the prices of any three items you buy regularly and calculate the cost of buying $\frac{1}{2}$ kg of Ist item, $2\frac{1}{2}$ kg of IInd item, 3 and $\frac{1}{4}$ kg of IIIrd item. Find the total cost.

WEEK 4

- 7- Collect and paste various type of postal stamps on a square sheet/ graph paper. (Minimum Ten in numbers).
- 8.- Take all the 6 pictures of 'Surya Namaskar' yoga step by step and find right angles, Acute Angles and Obtuse angles in all these Yoga- Postures. Write all the angles in tabular form.

WEEK 5

- 9- Collect a bill of grocery items purchased and study it.

- a) Write the items purchased with its quantity.
- b) Write the rate of each item.
- c) What is total amount expenditure as per this bill.
- d) Write the Name of Firm , Bill No, & Date of Bill.

EVS
WEEK 1

1. Show national parks, birds sanctuaries, and bio sphere reserves in the map of India.(3 each)
2. Plant a sapling in your house .Write the report showing weekly changes in the plant.(take its photo on the First & Last Day of Vacation)

WEEK 2

1. Find out Maneka Gandhi's Contribution to prevent cruelty towards the animals.
2. Find the correct way of disposal of e-garbage.(Write a report)

WEEK 3

1. Collect information about any five historical places in Delhi.
2. Prepare a balanced diet chart for the age group 9-12.

WEEK 4

1. Visit the Zoo and observe different animals/ birds. Write about any two animals which you saw for the first time.
2. Draw a Chart showing the Digestive system of Human Being.

WEEK 5

1. Collect & Write the information about Snakes in India.
2. Make a puppet with waste material
3. Make a poster regarding precautions to be adopted against Mosquito breeding.